

The background image shows a city street scene with various vehicles and buildings. Overlaid on this is a semi-transparent yellow rectangle containing the main title. Below the title, the street pavement is visible, featuring bright blue and yellow painted sections, likely representing the 'Safe, Sensible Surfaces' mentioned in the title.

Colour my world: Safe, Sensible Surfaces

Presentation to 2WALKandCYCLE
March 2021



Dr Glen Koorey

Director, ViaStrada Ltd

VIASTRADA

TRANSPORT PLANNING AND DESIGN

Background: *Ad hoc* colour everywhere...



Role of Coloured Surfacing: (1) To HIGHLIGHT



Role of Coloured Surfacing: (2) To DIRECT



Role of Coloured Surfacing: (3) To SLOW USERS



Role of Coloured Surfacing: (4) To PRIORITISE



Role of Coloured Surfacing: (5) PLACEMAKING



Agreed Use of Colour: GREEN

Special Veh Lanes and related facilities

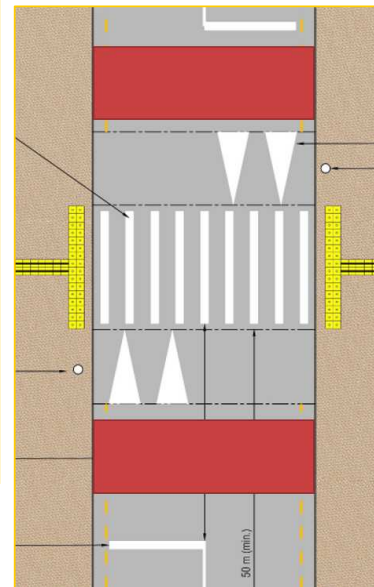
- Cycleways
- Bus/HOV Lanes
- Cycling-related facilities (ASBs/ASLs/Hook-turn/sharrows)
- Transition to cycle facility to/from shoulder



Agreed Use of Colour: RED

Warning of hazard/conflict

- Speed reduction / school zones
- Either side of zebra crossings
- Pathway conflicts with pedestrians



Agreed Use of Colour: OTHER

- Blue = mobility parking
- White / yellow = various regulatory road markings
- All others can be used for placemaking



Conclusions

- To date, use of colour has been inconsistent in NZ
 - Not helped by lack of clear guidance
- Some attempts now to standardise its use going forward
 - Although many things already out "in the wild"
- Important to appreciate the different roles of colour
 - Highlight, Direct, Slow, Prioritise, Placemaking
- Some guidance on agreed policies to be prepared

Your feedback still welcome!

Thank you, are there any questions?



We share more knowledge on
www.viastrada.nz

